





REVIEWED

By Anne Nord at 3:38 pm, Apr 02, 2019

3/19/2019

cg

Worklist: 3097

<u>LAB_CASE</u>	<u>ITEM</u>	<u>TASK_ID</u>	<u>DESCRIPTION</u>	
C2019-0323	2	142742	AM 2 Urine Toxi A	
M2019-0876	3	143030	AM 2 Urine Toxi A	
M2019-0882	3	143877	AM 2 Urine Toxi A	
P2019-0333	2	145347	AM 2 Urine Toxi A	
P2019-0666	1	143205	AM 2 Urine Toxi A	
P2019-0670	1	143218	AM 2 Urine Toxi A	
P2019-0702	1	143591	AM 2 Urine Toxi A	
P2019-0746	1	143946	AM 2 Urine Toxi A	
P2019-0774	1	144315	AM 2 Urine Toxi A	
P2019-0781	1	144378	AM 2 Urine Toxi A	
P2019-0787	1	144404	AM 2 Urine Toxi A	
P2019-0813	1	144624	AM 2 Urine Toxi A	
P2019-0830	1	144691	AM 2 Urine Toxi A	
P2019-0848	1	144837	AM 2 Urine Toxi A	

AM 2: De-Tox Tube A Urine Extraction

Extraction Date: 03/19/2019

Analyst: Celena Shrum

Negative Urine: POC031319

GC/MS ID: Major Mass Spec

Positive Control Working Solution Lot: WS082319

Pre-Analytic:

- 1. *Positive Control Working Solution Preparation Instructions:*
Tube A positive control may be commercially obtained or prepared in-house. At a minimum, the control must contain at least one phenethylamine at an approximate concentration between 500 and 3000 ng/mL, and one opiate at an approximate concentration between 300 and 3000 ng/mL.
- 2. Verify Tune and Tune evaluation completed within the previous 7 days. Tune and Tune evaluation reports initialed and filed.
- 3. Create GCMS sequence to include controls, case blanks and case samples.

Analytic:

- 1. Remove working solutions, controls, and samples from cold storage.
(Optional Steps for Enzyme Hydrolysis- completed in addition to General extraction without Hydrolysis)
 - 2a. In labeled round bottom Extraction tubes: add 4.5mL of case samples, and controls.
 - 2b. Add 150uL of 2M acetate buffer, vortex.
 - 2c. Add 100uL glucuronidase, cap and rock gently.
 - 2d. Heat at 60C for 2 hours. Allow to cool before proceeding to step 3.
- 3. To each labeled De-Tox Tube add 5mL sample, Positive control: spike positive control working solution.
- 4. Place on tube rocker at ambient temp for approx. 10 minutes.
- 5. Centrifuge for approx. 10 min at ~2500-3000rpm.
- 6. Transfer solvent (upper layer) to new tube, and evaporate to ~100-300uL.
- 7. Transfer to labeled ALS vial with insert.
- 8. Place ALS Vials in appropriate location on GCMS rack and run using appropriate GCMS method.

Post-Analytic

- 1. Complete Data analysis on all samples and corresponding sample blanks
GCMS Data path: D:\DATA\CDS\2019\am 2 worklist 3097
- 2. Did positive and negative control samples provide intended response? Y / N
- 3. Sample Criteria for ID: RT +/- 0.2 min. (or 0.1 min. for phenethylamines)
- 4. Central File Packet to include: LIMS Worklist, Method Checklist, Working solution prep sheet(s), Positive control GCMS data printouts,

COMMENTS:



Idaho State Police Forensic Services

AM #2 General Extraction of Urine for Basic/Neutral or Acidic/Neutral Compounds

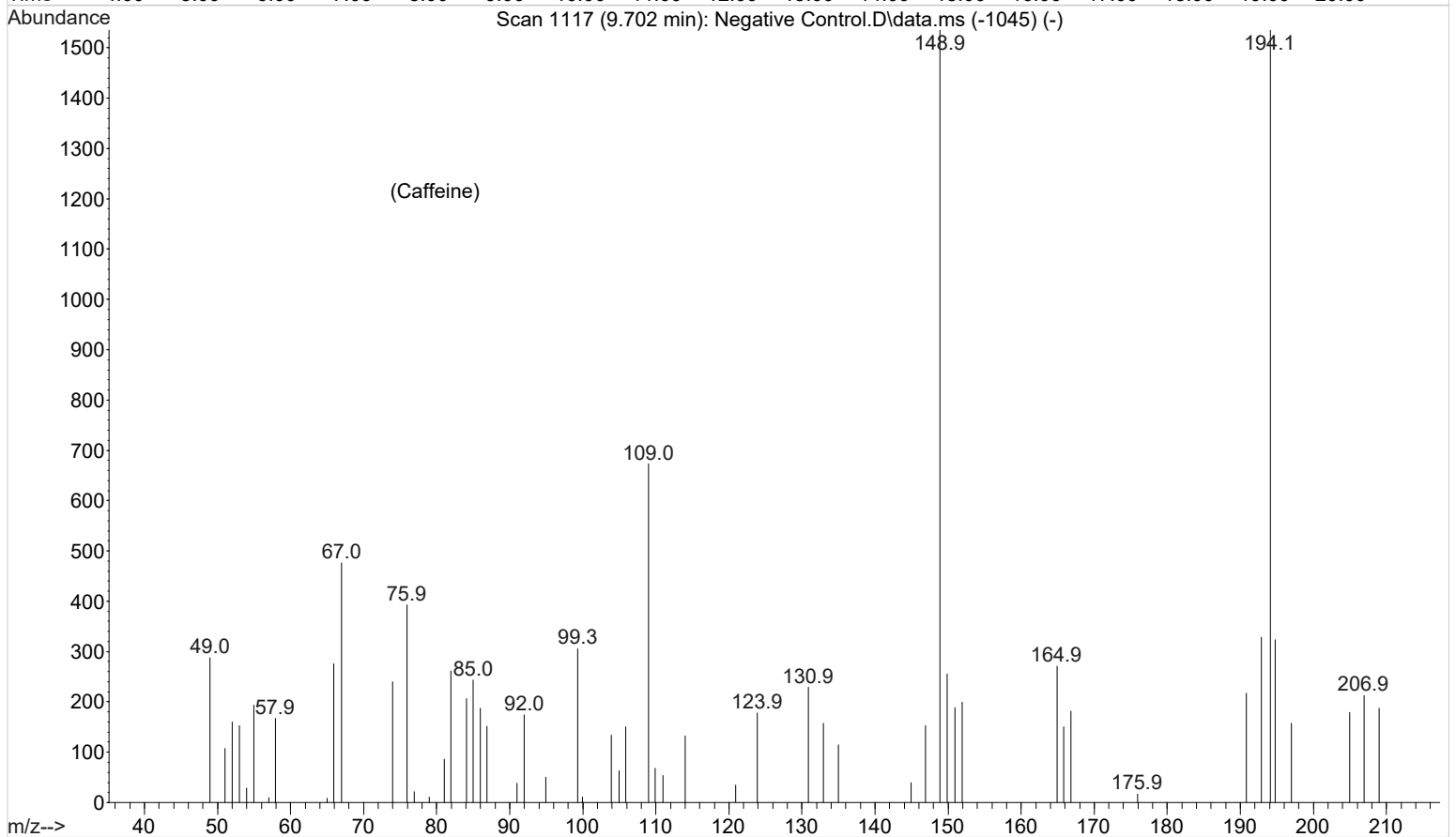
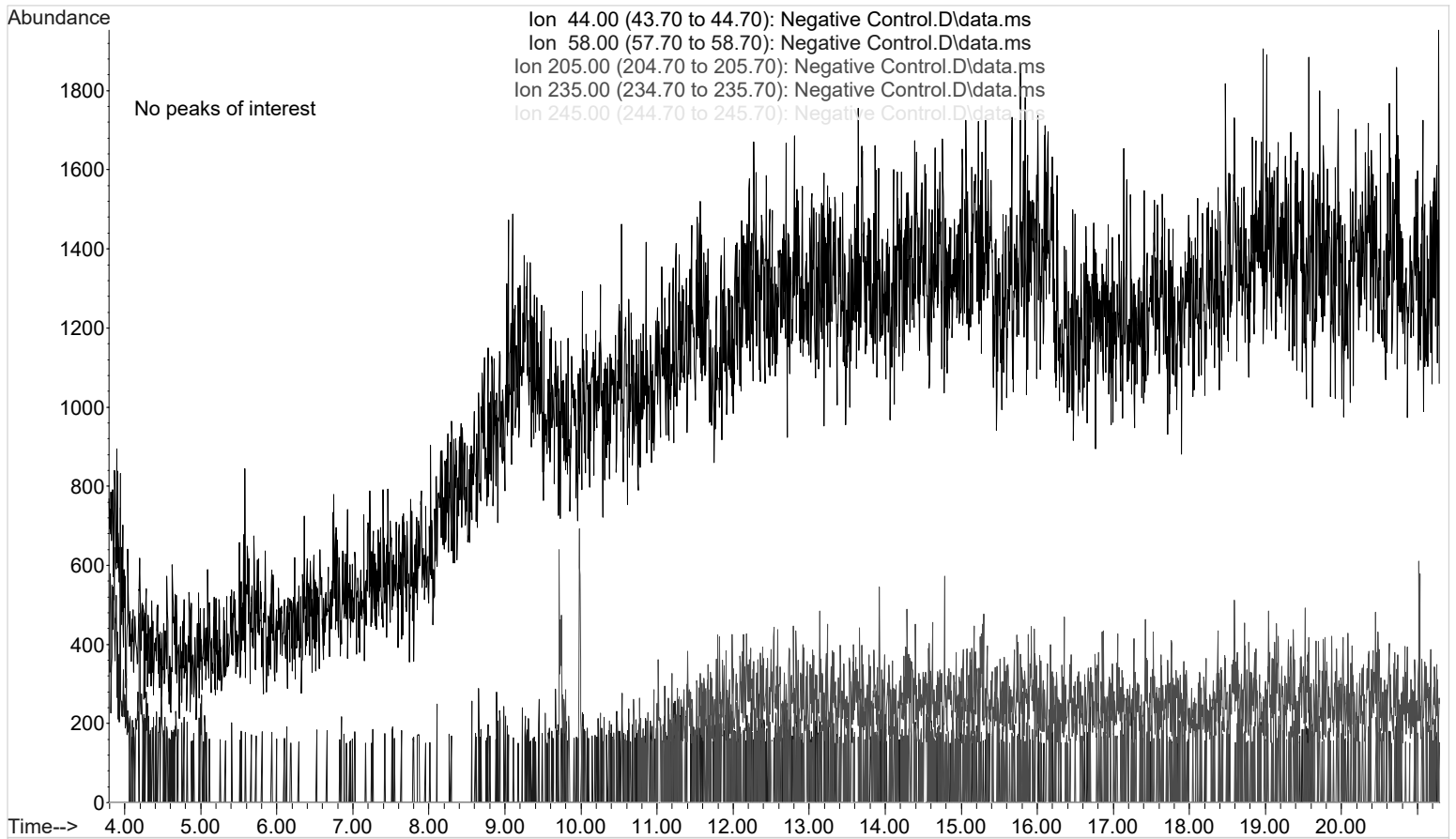
<i>Reagent</i>	<i>Lot Number</i>	<i>Expiration Date</i>	<i>Date in Service</i>	<i>Date Out of Service</i>	<i>Initials</i>
Negative Urine	POC031319	N/A	03/13/2019		
Toxi-A Positive Control	WS082318	08/23/2019	08/23/2018		
Toxi-A Tube	61501	N/A	06/26/2017		

Toxi-A Positive Control Working Solution (Lot: WS082318)

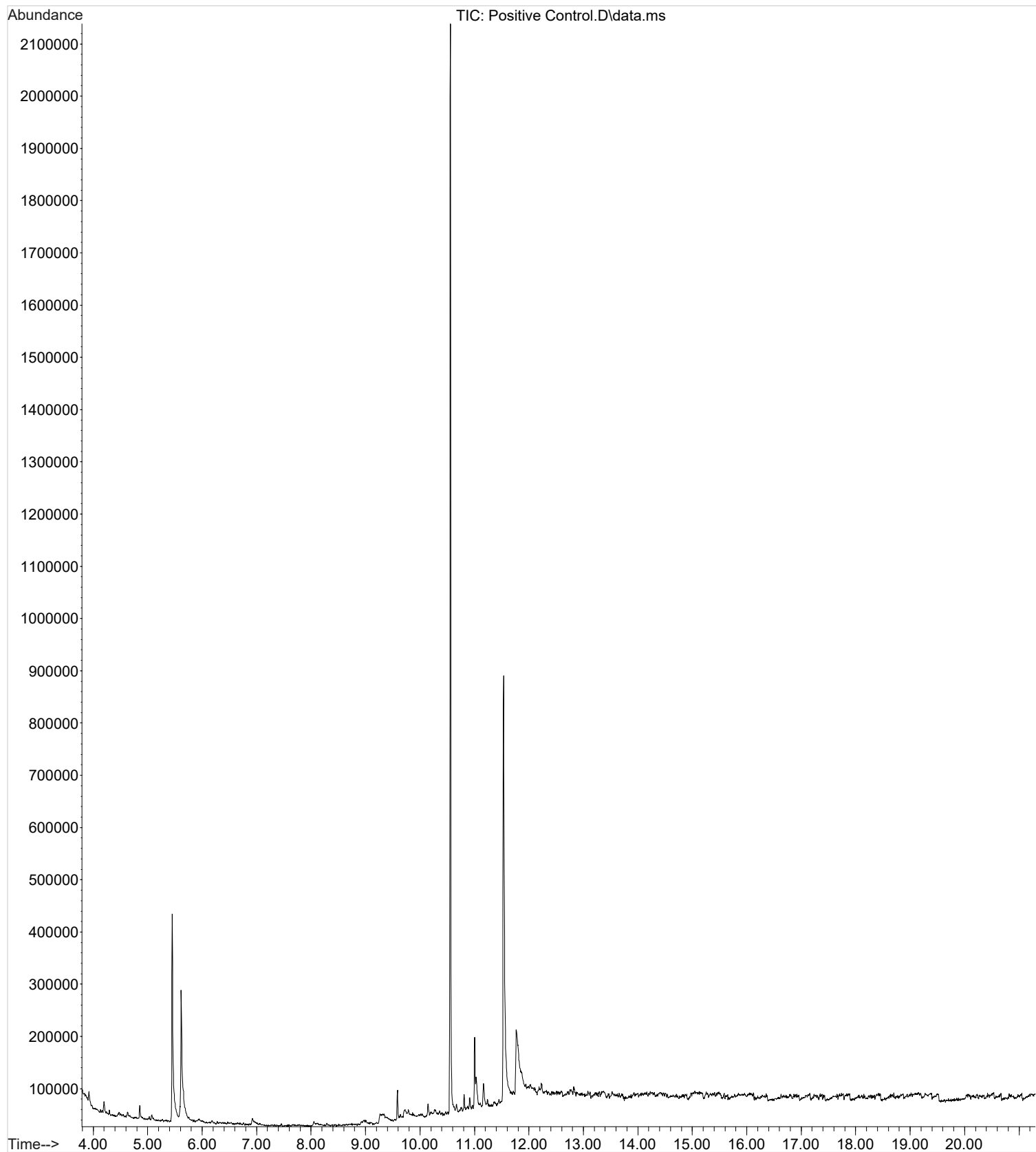
<i>Component</i>	<i>Source</i>	<i>Source Lot Number</i>
Codeine	Grace	1006000004
Methadone	Cerilliant	35162-75A
Methamphetamine	Alltech	0505000466
Morphine	Cerilliant	35268-49N
Phentermine	Cerilliant	30714-57F
Methanol (ACS Grade)	Ricca	1601824

File :G:\TOX\Pocatello\MMS\CDS\2019\am 2 worklist 3097\Negative Co
... ntrol.D
Operator : ISP\datastor
Instrument : Major Mass Spec
Acquired : 19 Mar 2019 12:46 using AcqMethod UTOX GEN DRUG 6-2017extended.M
Sample Name: Negative Control
Misc Info : POC031319; AM #2 Worklist 3097

cg

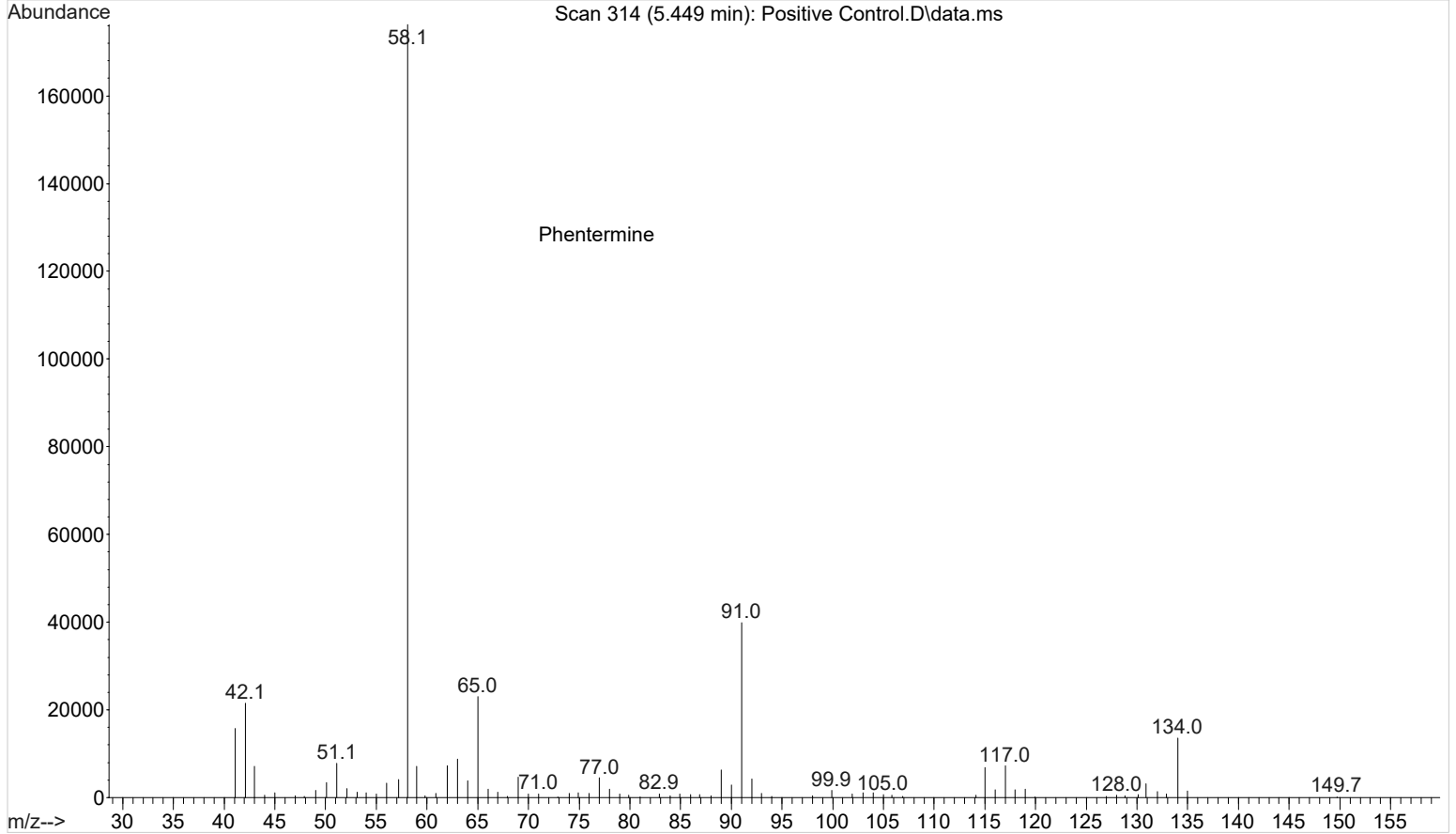
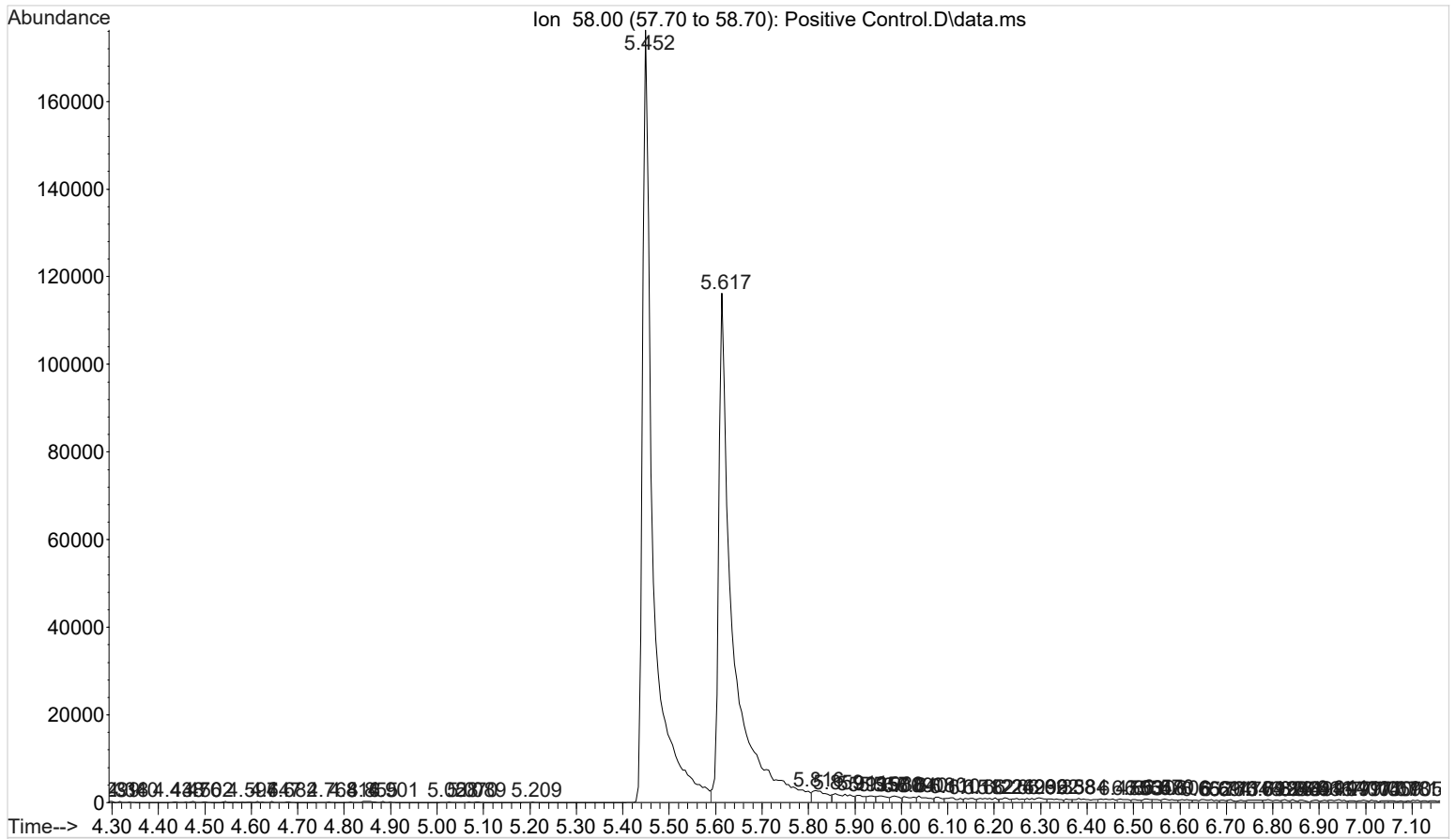


File :G:\TOX\Pocatello\MMS\CDS\2019\am 2 worklist 3097\Positive Control.D
... ntrol.D
Operator : ISP\datastor
Instrument : Major Mass Spec
Acquired : 19 Mar 2019 13:12 using AcqMethod UTOX GEN DRUG 6-2017extended.M
Sample Name: Positive Control
Misc Info : POC031319 + WS082318; AM #2 Worklist 3097



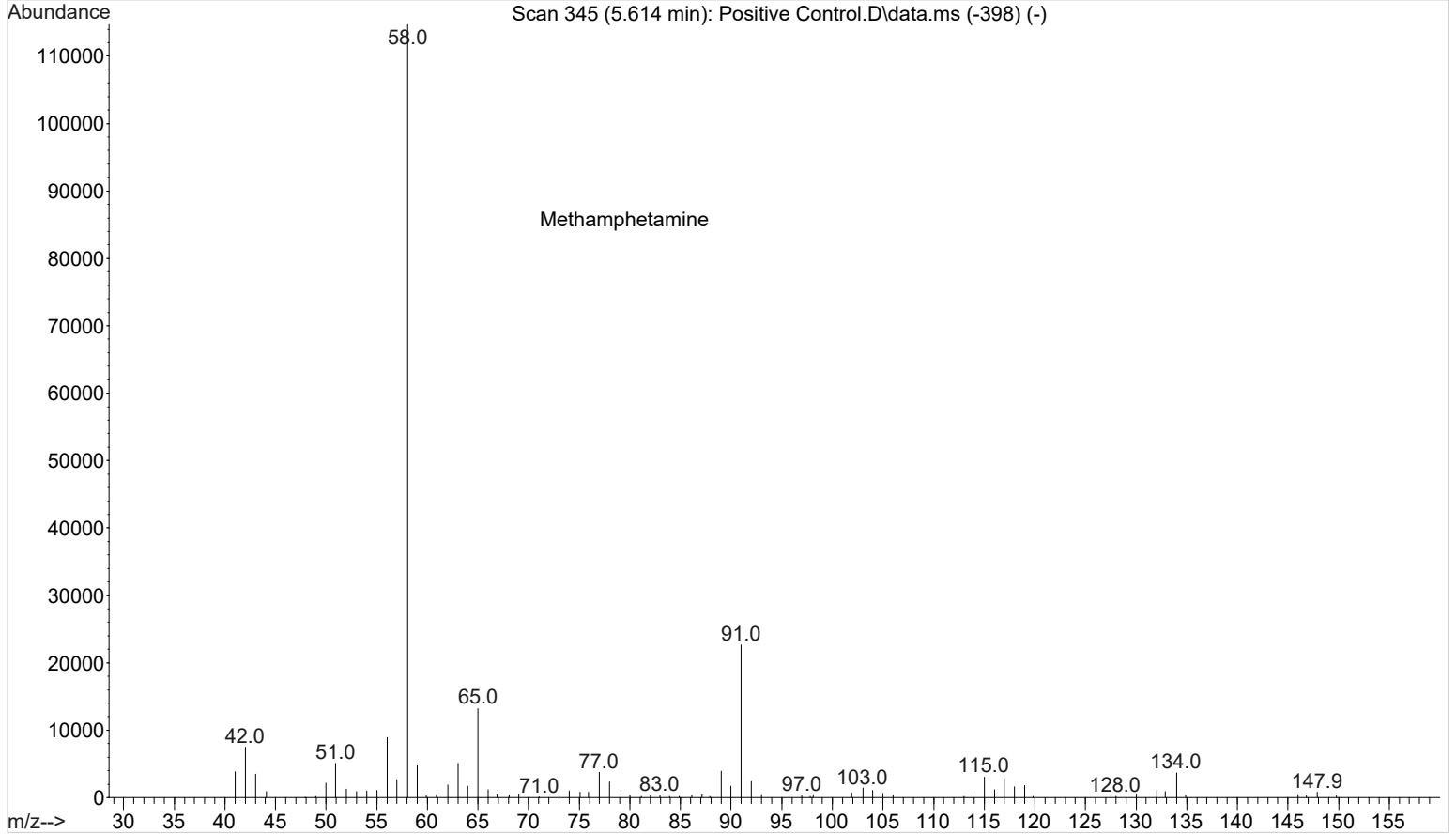
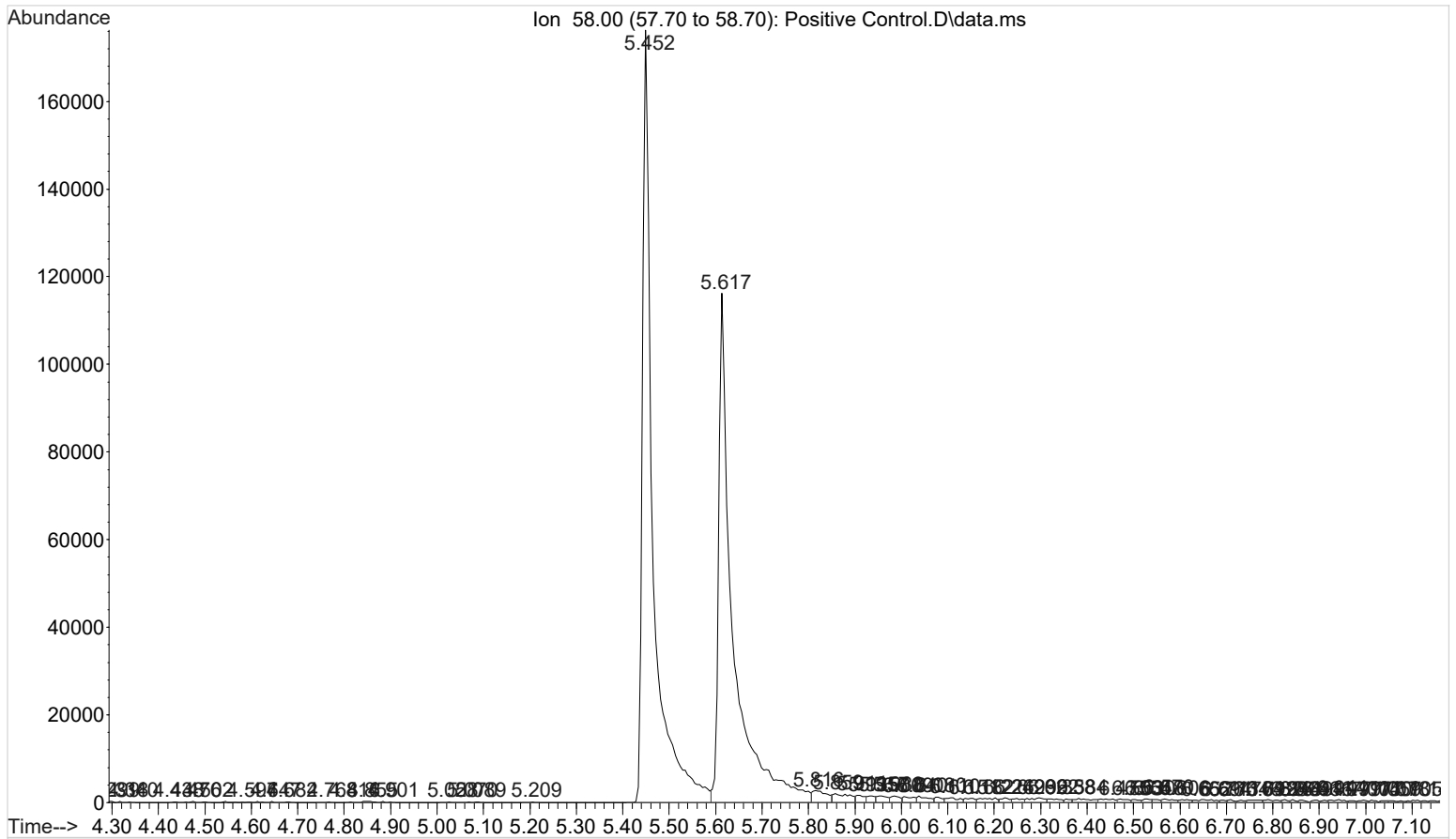
File :G:\TOX\Pocatello\MMS\CDS\2019\am 2 worklist 3097\Positive Control.D
... ntrol.D
Operator : ISP\datastor
Instrument : Major Mass Spec
Acquired : 19 Mar 2019 13:12 using AcqMethod UTOX GEN DRUG 6-2017extended.M
Sample Name: Positive Control
Misc Info : POC031319 + WS082318; AM #2 Worklist 3097

CS



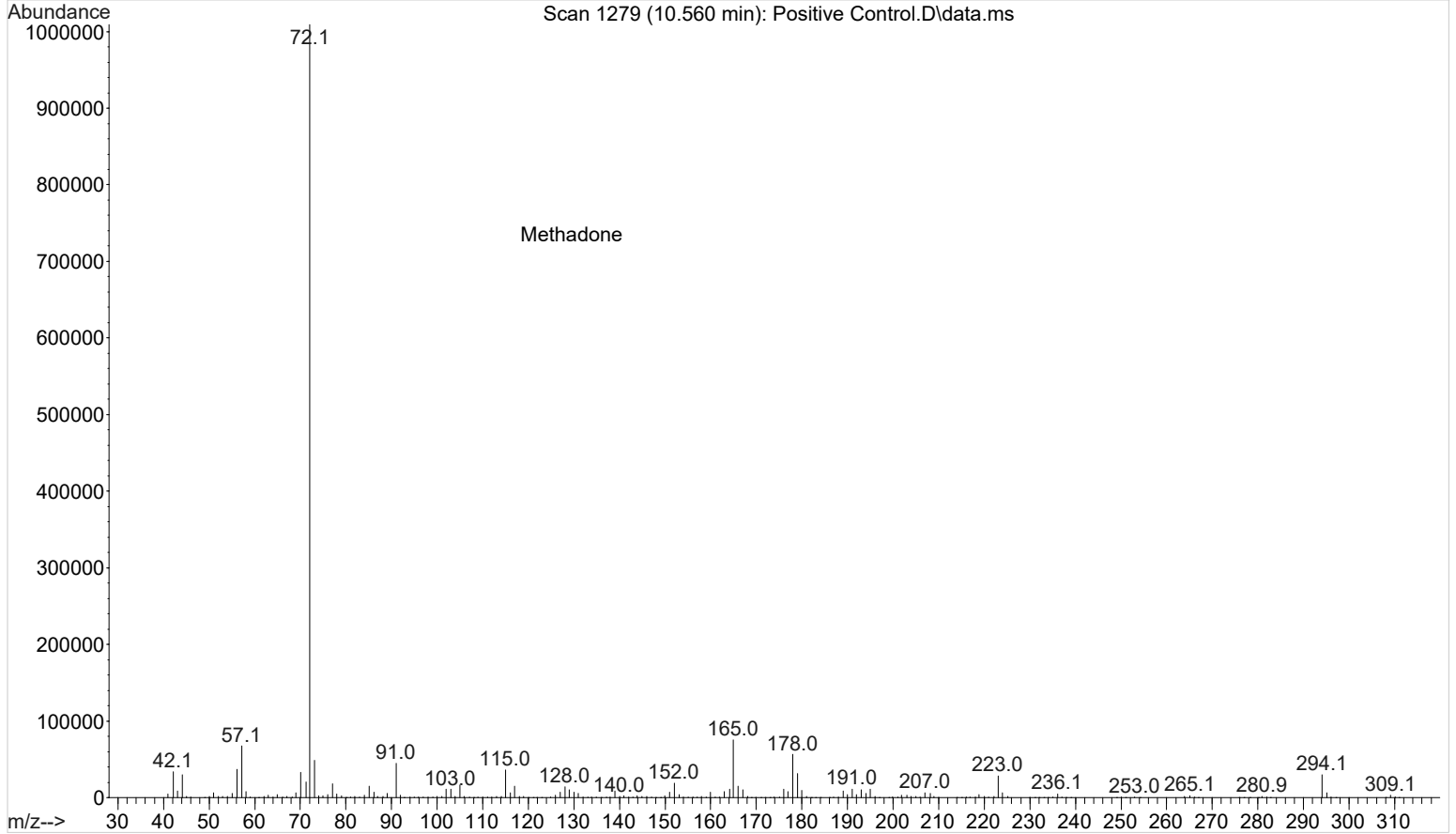
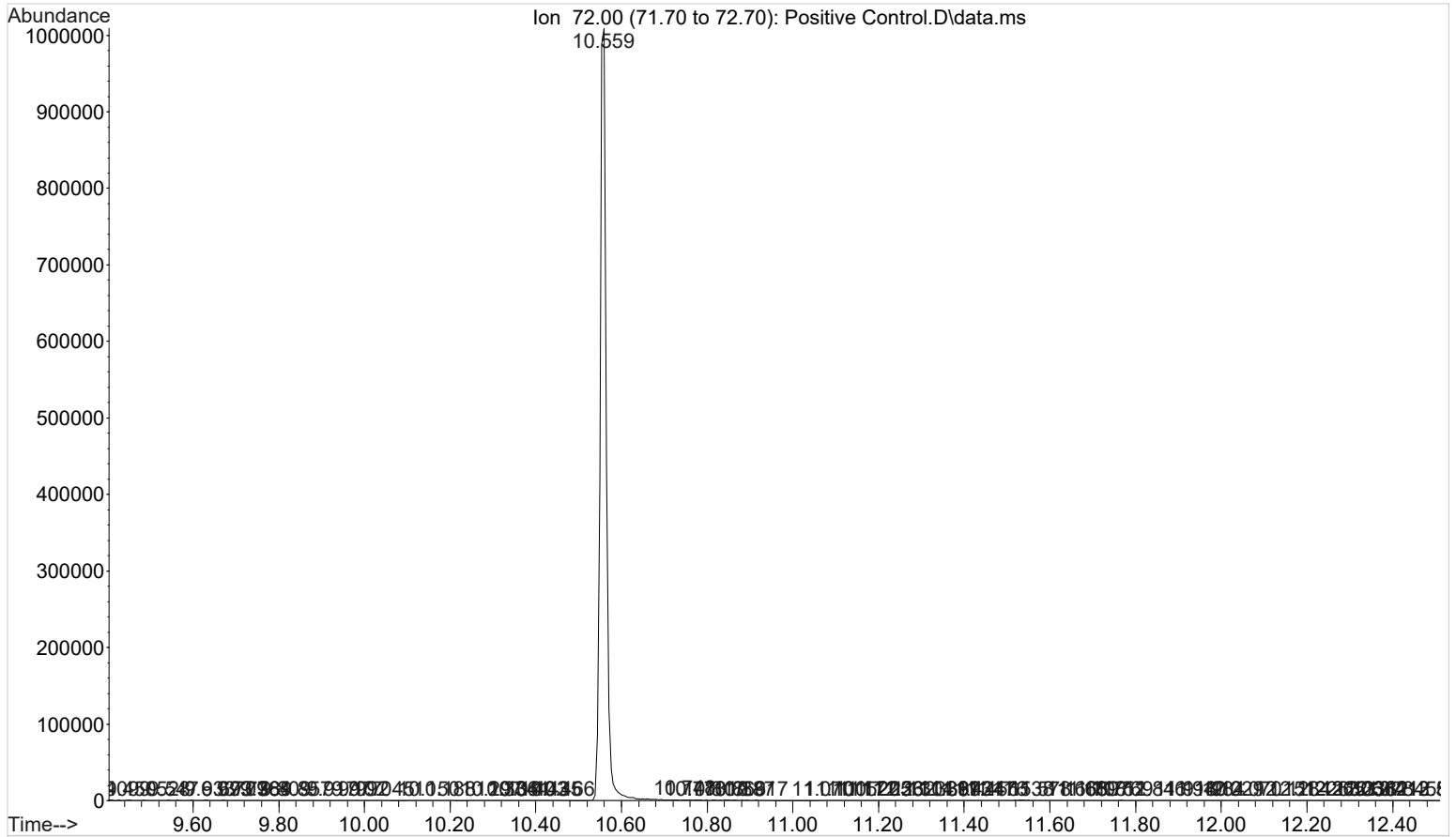
File :G:\TOX\Pocatello\MMS\CDS\2019\am 2 worklist 3097\Positive Control.D
... ntrol.D
Operator : ISP\datastor
Instrument : Major Mass Spec
Acquired : 19 Mar 2019 13:12 using AcqMethod UTOX GEN DRUG 6-2017extended.M
Sample Name: Positive Control
Misc Info : POC031319 + WS082318; AM #2 Worklist 3097

CS



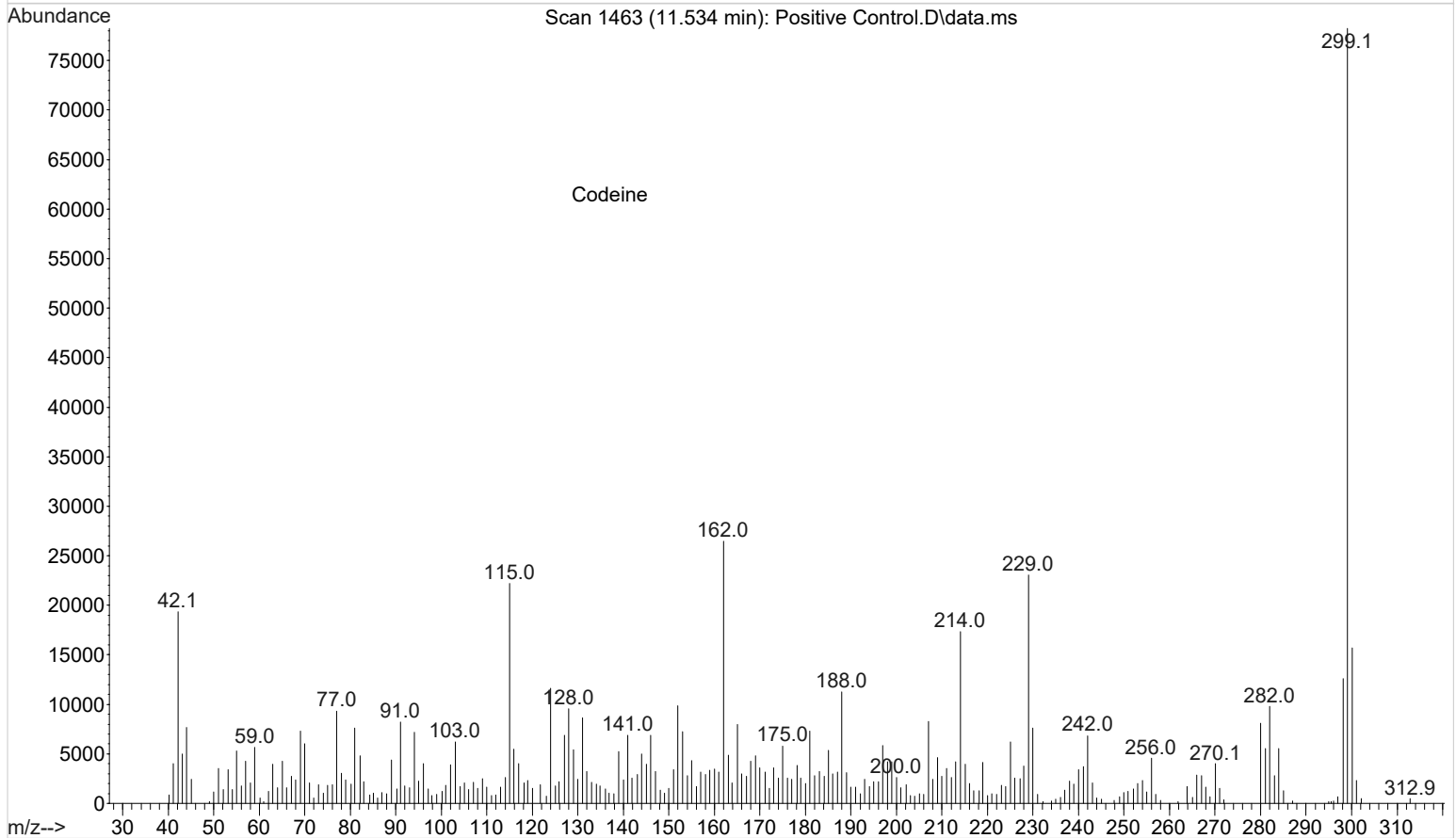
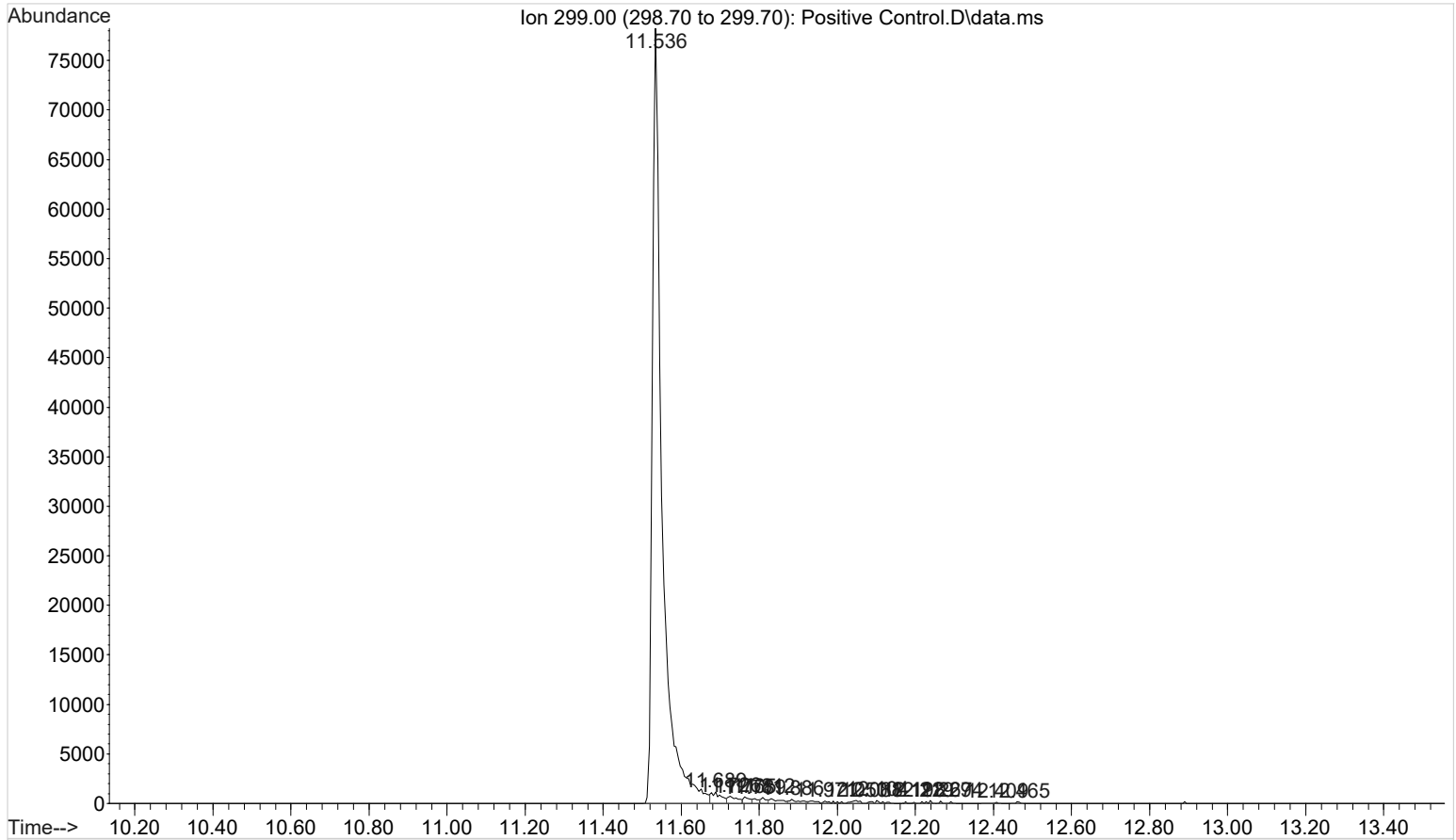
File :G:\TOX\Pocatello\MMS\CDS\2019\am 2 worklist 3097\Positive Co
... ntrol.D
Operator : ISP\datastor
Instrument : Major Mass Spec
Acquired : 19 Mar 2019 13:12 using AcqMethod UTOX GEN DRUG 6-2017extended.M
Sample Name: Positive Control
Misc Info : POC031319 + WS082318; AM #2 Worklist 3097

CS



File :G:\TOX\Pocatello\MMS\CDS\2019\am 2 worklist 3097\Positive Control.D
... ntrol.D
Operator : ISP\datastor
Instrument : Major Mass Spec
Acquired : 19 Mar 2019 13:12 using AcqMethod UTOX GEN DRUG 6-2017extended.M
Sample Name: Positive Control
Misc Info : POC031319 + WS082318; AM #2 Worklist 3097

CS



File :G:\TOX\Pocatello\MMS\CDS\2019\am 2 worklist 3097\Positive Control.D
... ntrol.D
Operator : ISP\datastor
Instrument : Major Mass Spec
Acquired : 19 Mar 2019 13:12 using AcqMethod UTOX GEN DRUG 6-2017extended.M
Sample Name: Positive Control
Misc Info : POC031319 + WS082318; AM #2 Worklist 3097

CS

